

**WALL LEGEND:**

- 2 X 4 @ 16" O.C. INTERIOR PARTITION  
C/W GYPROC E.S. OF WALL
- 2 X 6 LOAD BEARING WALL (L.B.W.)  
@ 16" O.C. C/W 10 X 20" FOOTING STRIP  
C/W GYPROC E.S. OF WALL
- 2 X 4 LOAD BEARING WALL (L.B.W.)  
@ 12" O.C. C/W 10 X 20" FOOTING STRIP  
C/W GYPROC E.S. OF WALL
- 8" FOUNDATION C/W INT. 2 X 4 WALL  
& 10 X 20" FOOTING STRIP

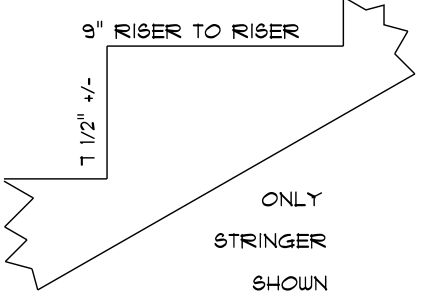
ALL TOILETS  
TO BE "LOW FLUSH"  
& FAUCETS TO BE  
"LOW FLOW"  
TYP.

**ELECTRIC  
HEATING**

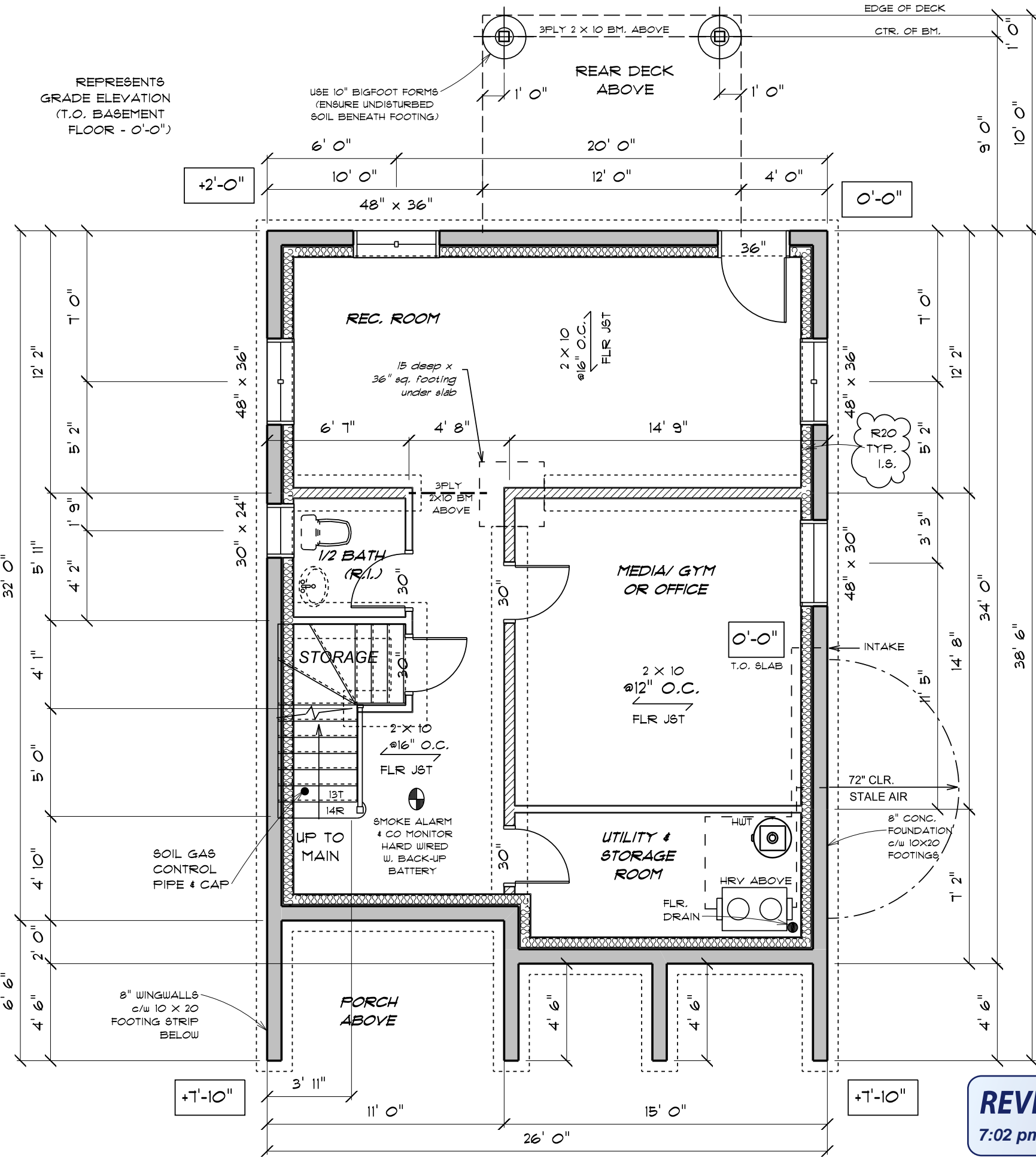
ALL WINDOWS & DOORS  
SIZES ARE APPROX. &  
TYP. FOR ALL FLOORS

ALL WINDOWS & EXT. DOORS  
TO MEET THE OVERALL COEFFICIENT  
OF HEAT TRANSFER OF NOT MORE  
THAN 1.8 OR MUST SHOW AN ENERGY RATING  
OF NOT LESS 25 FOR OPERATORS AND  
35 FOR FIXED

TREADS & RISERS  
OMITTED FOR  
CLARITY



**STAIR STRINGER DETAIL**



REPRESENTS  
GRADE ELEVATION  
(T.O. BASEMENT  
FLOOR - 0'-0")

USE 10" BIGFOOT FORMS  
(ENSURE UNDISTURBED  
SOIL BENEATH FOOTING)

SOIL GAS  
CONTROL  
PIPE & CAP

SMOKE ALARM  
& CO MONITOR  
HARD WIRED  
W. BACK-UP  
BATTERY

SCALE BAR (1'-0")

**REVISED**  
7:02 pm, May 12, 2011


**GENERAL NOTES:**

- This building is to be constructed in accordance with current local and national building codes and bylaws.
- Building Contractor is responsible for determining all structural component sizes.
- Great care has been taken in the production of these plans however errors or omissions may occur. Precision C.A.D.D. will not be held responsible for any such errors, omissions, etc.
- Special Drawings and approvals to suit municipal bylaws remain the responsibility of the owner and/or builder.
- Construction site conditions may cause variations in grade elevations, window sizing and placement, \* of exterior stairs and placement of mechanical appliances.
- These plans are the exclusive property of Precision C.A.D.D. and may not be reproduced or used in any form without written consent of Precision C.A.D.D.. Reproduction or resale of these plans is strictly prohibited.

USE 3-PLY 2 X 10 FOR ALL L.B.W. \* SMALL OPENINGS (HEADERS) TYP. U.N.O.

\* INSTALL AN EXHAUST FAN IN ALL BATHROOMS & VENT TO OUTSIDE

<b>A</b>	1ST ISSUE	MAY/12/2011
<b>REV:</b>	<b>DESCRIPTION:</b>	<b>DATE:</b>



OFFICE: (902)-443-8822  
FAX: (902)-443-8840  
WEBSITE: WWW.LOUISBURGHOMES.CA  
E-MAIL: contact@louisburghomes.ca

**PRECISION  
C.A.D.D.  
SERVICES**

Wayne Langille, C.E.T.  
PHONE: (902) 489-1160  
FAX: (902) 252-2457  
E-MAIL: precisioncadd@eastlink.ca

**FLOOR AREAS:**

TOTAL Area: 862 sq. ft.

**BASE. FLR. PLAN**

SCALE: 3/16"=1'-0"

LOT #: **216** DRAWN BY: W.M.L. (CET)

LOCATION: **SUNSET DR.  
LWR. SACKVILLE  
NOVA SCOTIA**

SHT: 5 OF 9 REV: **A-5**